



DUNA HOUSE[®]
GROUP

Quarterly measures 2018 Q3

October 5, 2018.



dunahouse.com

Quarterly measures

DUNA HOUSE hereby publishes financial indexes that are available for the given quarter beforehand, thus our respected shareholders and investors are given the chance to receive information on the tendencies within a short time following the expiry of the given quarter – prior to the quarterly financial statements publicly disclosed according to the Company's Event Calendar.

In accordance with Management intentions, these indexes shall be published on a regular basis, no later than on the 5. working day following the given quarter.

The Management of the Company asks its shareholders and investors to note that all indexes published in the present report are to be considered preliminary. Final figures shall be published in the quarterly financial statement.

Budapest, 5 October 2018.

Table of Contents

Executive summary.....	p.4.
Changes in network commission revenues and office numbers.....	p.5.
Changes in own office commission revenues and office numbers.....	p.6.
Changes in intermediated loan volumes.....	p.7.
Changes in intermediated home savings volume.....	p.8.

EXECUTIVE SUMMARY

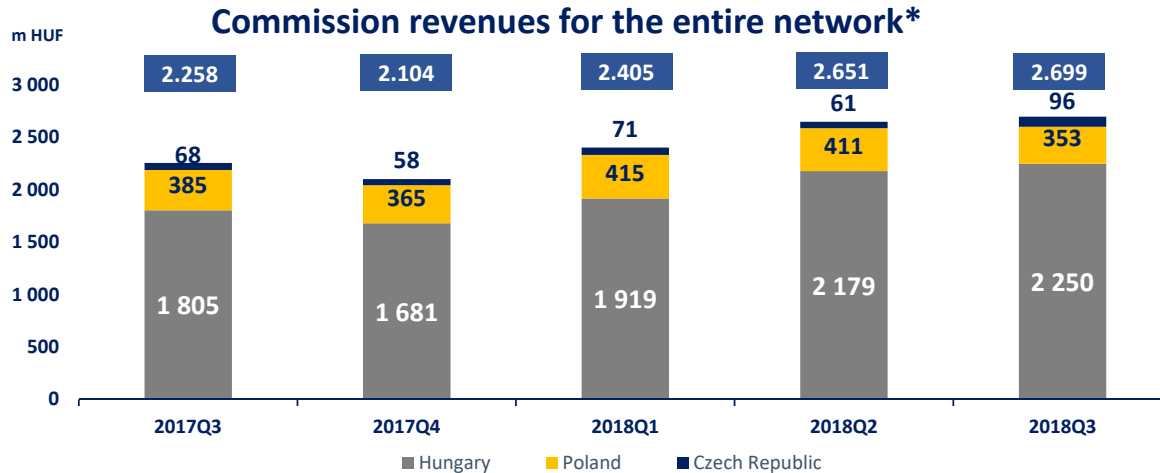
DUNA HOUSE Group continues its volume growth in a positive market environment.

After a strong first half year, franchise real estate brokerage activities maintained their 20% y-o-y growth in Q3 as well, reaching again an all-time high quarterly commission volume of HUF 2.7 billion. Intermediated loan volumes of the Group grew by an extraordinary 55% compared to Q3 2017, while commissions in our own office segment increased by 14% y-o-y due to above 25% increase in Czech Republic and Hungary.

The Polish activities intermediated loans with total value of HUF 9.2 billion in the third quarter of 2018, an exceptional increase of 85% y-o-y. The performance of the franchise real estate broker network in Poland decreased by 8% y-o-y, mainly driven by lower office numbers.

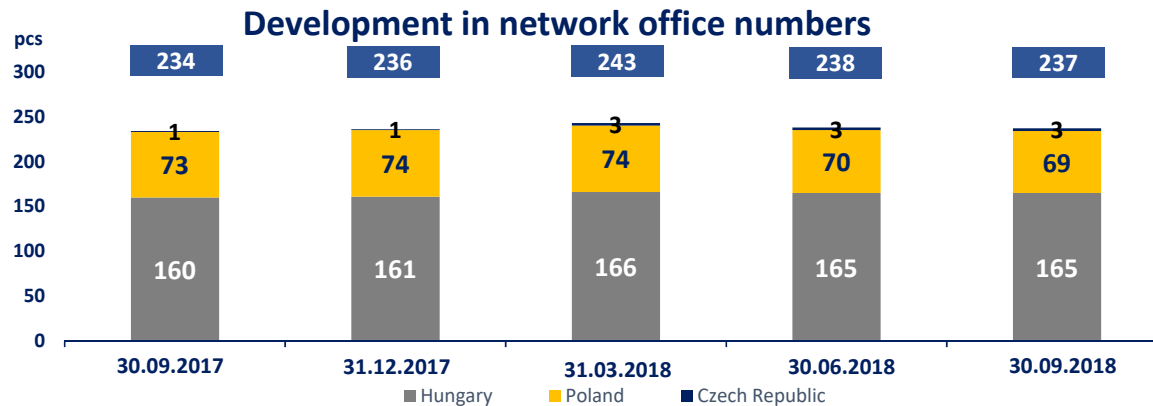
In Hungary, the franchise real estate brokerage arm has continued its strong performance in Q3, as well, reaching record high HUF 2.3 billion commission volume with 25% y-o-y increase as a combination of office numbers increasing from 160 to 165 and continuously improved commission per office figures. Brokered loan volumes reached record high levels of HUF 16.0 billion with 41% y-o-y increase, while intermediated home savings started increasing again and reached HUF 6.3 billion.

Changes in network commission revenues and office numbers

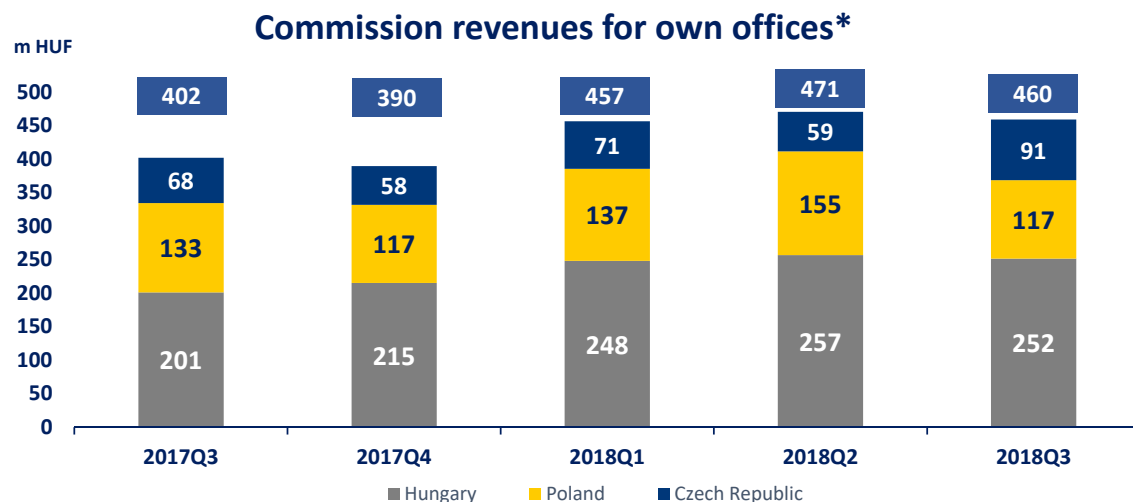


*total revenue realized as a result of property market transactions intermediated by Duna House Holding franchise networks altogether
 Note: Quarterly volume figures have been restated for the past periods after the correction of a non-material technical mistake.

- Duna House Group maintained very strong, 20% y-o-y growth in real estate commissions, reaching quarterly record of HUF 2.7 billion in Q3 2018.
- Growth was strongest in Czech Republic, where total commissions grew to HUF 96 million (+41.2% y-o-y).
- Commissions in Hungary have increased to HUF 2.3 billion with +24.7% y-o-y growth. Average commission per office increased by 20.9% y-o-y and office numbers have elevated from 160 in Q3 2017 to 165 in Q3 2018 (+3.1% y-o-y). Growth was driven by price increases, we estimated merely 1.3% growth rate in residential real estate transaction volumes on the total market.
- In Poland, commission revenues decreased by 8.3% y-o-y driven by the decreasing office numbers in Q2 and Q3.



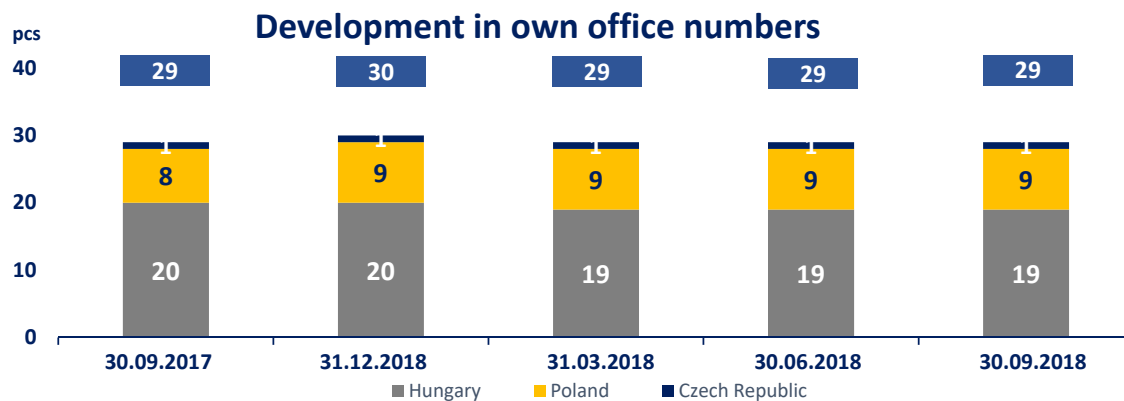
Changes in commission revenues and office numbers for own offices



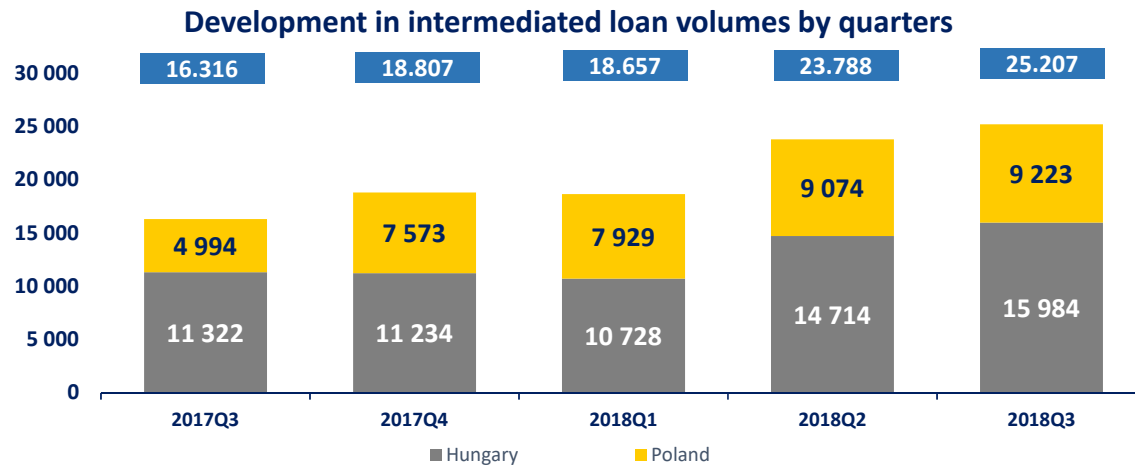
- In Q3 2018, the own office segment achieved the second-strongest quarter of its history with commission revenues at HUF 460 million (+14.4% y-o-y).
- In Hungary, revenues increased by 25.4% y-o-y.
- The commission revenues of Polish own offices decreased by 12.0% y-o-y.
- The Czech own office achieved strong growth again, commission revenues reached HUF 91 million (+33.8% y-o-y).

*total revenue realized as a result of property market transactions intermediated by Duna House Holding franchise networks altogether

Note: Quarterly volume figures have been restated for the past periods after the correction of a non-material technical mistake.

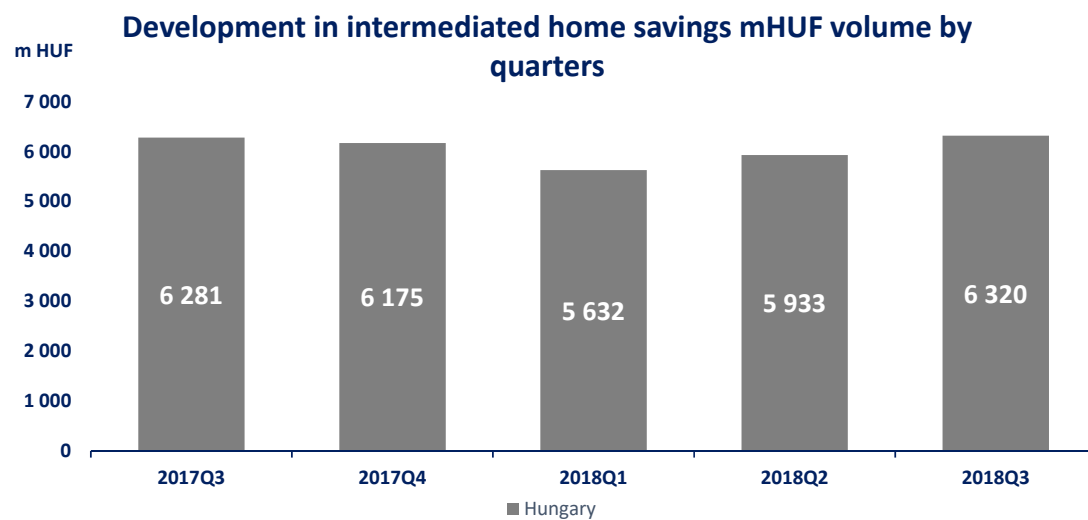


Changes in intermediated loan volumes



- Duna House Group's loan brokerage activities continued their excellent performance, setting new record at HUF 25.2 billion in Q3 2018 (+54.5% y-o-y).
- The growth rates of the Company were remarkable in both markets, +41.2% y-o-y in Hungary and +84.7% y-o-y in Poland.

Changes in intermediated home savings volume



- The home savings volumes have continued their increase from the lows in Q1 2018 and reached HUF 6.3 billion this quarter.



DUNA HOUSE[®]
GROUP



dunahouse.com