

EQUITY NOTE: ZWACK UNICUM

Recommendation: HOLD (unchanged)

Target price (12M): HUF 15,685 (revised)

8 November 2019

Equity Analyst:
Orsolya Rátkai

Phone:
+36 1 374 7270

Email:
ratkaio@otpbank.hu

We maintain our **HOLD** recommendation on Zwack Unicum (Zwack HB; ZWCG.BU) with a **new 12M target price of 15,685 HUF/share**, revised down from 15,882 HUF/share. Higher taxes, slowing consumption and increasing operational costs also play a role in the somewhat subdued profit outlook in the challenging business environment in the short and medium run. The new target price is 10% below the HUF 17,400 closing price on 7 November, 2019. Due to possibly subdued performance in the coming business years, investors can expect more modest dividend payment compared to the past, unless the profit reserves also got included.

Shares of Zwack Unicum dropped 0.6% on 7 November, 2019 on the day when the earnings report was published while the BUX increased by 0.7%.

Summary/Earnings Highlights

- In line with our expectation, Zwack Unicum remained on the track of subdued sales performance after higher levies on certain food groups and beverages including Zwack's flagship product Unicum (the tax called 'NETA' in Hungarian) took effect on 1 January 2019.
- The decline in the quarterly domestic sales revenues slowed to 11% YoY in the July-September period, after falling 24% in January-March and 18% in April-June. Both self-manufactured production and sales revenues from the distributed portfolio declined by 9% and 8% YoY, respectively. At the same time, exports remained strong, increasing by 7% in the past quarter.
- Falling revenues in the self-manufactured production with higher profit margin hurts profitability, but the company tries to fend off its effects. Quarterly EBIT almost halved in the past quarter, as EBIT and EBITDA margins considerably deteriorated in a yearly horizon.
- Quarterly EPS plunged to HUF 211 from HUF 312 one year before.
- Zwack Unicum maintains its earlier forecast of HUF 1.4bn after-tax profit with net sales drop of over 10% in the current business year. The company expects nominal after-tax profit to return to the HUF 2bn level by 2021/2022, Zwack announced earlier.
- In February, we revised down our earnings forecast and on the longer run we applied a more conservative scenario considering profit estimates, than Zwack. We maintain this earlier forecast for the current business year and expect this year's sales revenue to decrease to HUF 13.9bn, while EBIT may drop to HUF 1.6bn. EPS may decline to HUF 679 in the current business year. In our view, there are still uncertainties as to how long the levelling off may take. According to our model, after-tax profit is expected to return to the level of HUF 2bn after the financial year of 2021/2022.

- We implemented some adjustments in the valuation models both in DCF and DDM. As a result, the new 12-month target price slipped to HUF 15,871 from the earlier 15,882 HUF/share, and we still maintain the HOLD recommendation.

Financial Q2 (HUFm)	2019 July-Sep	2018 July-Sep	YoY Change
Domestic sales	2 966	3 333	-11%
Export sales	431	402	7%
Net sales income	3 397	3 735	-9%
Material-type costs	1 194	1 288	-7%
Gross profit	2 203	2 447	-10%
Personnel costs	691	700	-1%
Depreciation	129	130	-1%
Other operating expenses	1 022	967	6%
Total operating expenditures	1 842	1 797	3%
Other incomes	176	120	47%
EBIT	537	770	-30%
Pre-tax profit	538	770	-30%
Tax	109	134	-19%
After-tax profit	429	636	-33%

Financial Q2 (HUFm)	2019 July-Sep	2018 July-Sep	YoY Change
EPS (HUF)	211	312	-32%
4Q-rolling EPS (HUF)	1058	1193	-11%
EBITDA (HUFm)	666	900	-26%
Gross profit rate	64.9%	65.5%	-0.7 pp
EBIT rate	15.8%	20.6%	-4.8 pp
EBITDA rate	19.6%	24.1%	-4.5 pp
ROE	8.7%	12.1%	-3.4 pp
4Q-rolling ROE	32.6%	37.4%	-4.7 pp
ROA	3.1%	5.6%	-2.5 pp
4Q-rolling ROA	18.1%	20.6%	2.4 pp

Sources: Zwack Unicum, OTP Research

Tax increase is still shaping the domestic sales performance. After strong inventory building at the end of 2018 ahead of major tax increase, domestic sales fell heavily in the periods of January-March and April-July. However, as the huge stocks built up by the end of 2018 are slowly running low and inventory effect is gradually receding. In the latest quarter, domestic sales declined by 11% YoY after plunging 24% in January-March and 18% YoY in April-June. The HUF 3.4bn domestic sales revenue was in line with our expectation.

Revenues from self-manufactured production dropped 9% YoY in the quarter, after falling 32% in Q1 and 17% in Q2.

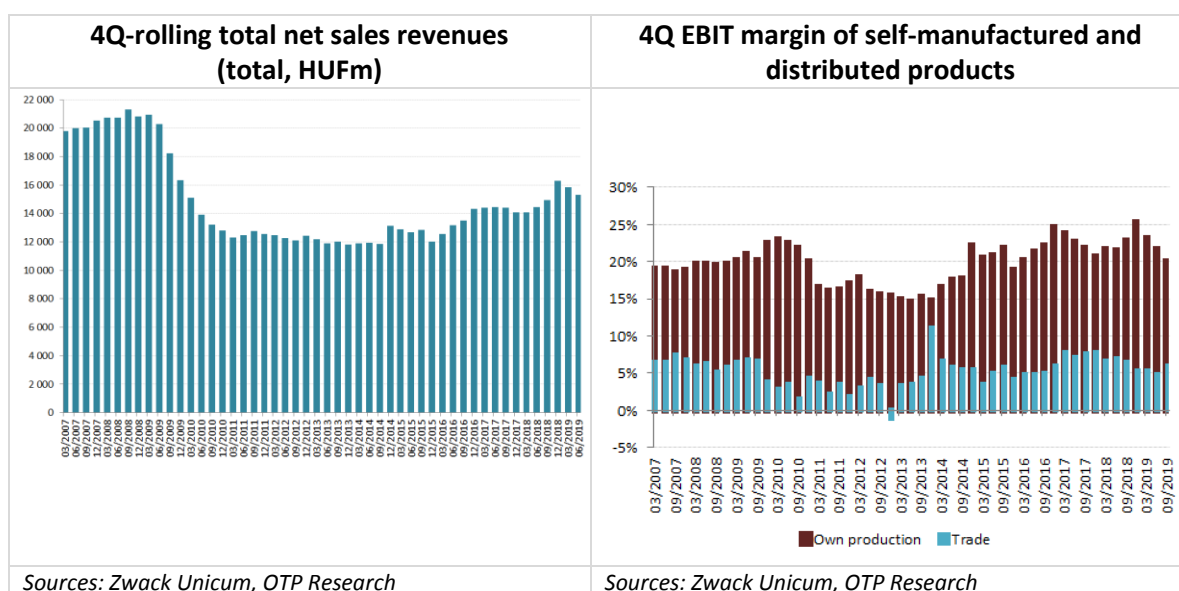
Sales decline in the prime segment has slowed: the cumulative sales of Zwack's own prime products dropped 16% after suffering a 21% fall in the April-June period. The segment of 'quality' products kept on shrinking in the latest quarter, although cumulative decline slowed to 17% after experiencing a 26% plunge in April-June, Zwack announced. The company does not provide data on nominal sales volumes, neither at segment nor at product level.

The net sales revenue of the traded products decreased by 8% YoY in July-September, after losing 9% in the April-June period. Revenues from the Diageo portfolio, representing a major part in the total distributed products, surged by 8% compared to the same period a year before. The revenues from other traded products stabilized at a very low level (quarterly sales shows 43% YoY fall, after plunging 45% in April-June) as Zwack stopped trading the products of Moët-Hennessy as of 1 March 2019.

Zwack's sluggish sales performance in the domestic market this year comes as no surprise after higher levies on food and beverages deemed unhealthy (tax called 'NETA') took effect on 1 January 2019. Zwack is not only affected by higher taxes but also its flagship products Unicum and 'pálinka' became taxable. Heavy stockpiling due to the scheduled tax increase in the second half of 2018, especially in the calendar Q4, dragged down sales in the past quarters and sets back this year's sales performance in an otherwise healthy economic environment.

Market research data for the period of April-September 2019 reflected very stable consumer demand on Hungary's retail market of spirits (12% nominal YoY growth, and 2.2% gain in volume) practically the same figures were reported for April-June 2019. This development may have two readings: (1) if sales volumes practically did not change YoY in one of the high seasons of the year (e.g. “festival season” of July-September), that warns us concerning the growth outlook of the whole market; or (2) other producers/sellers/importers suffer from the same market condition (higher taxes) and Zwack has no significant disadvantage just because the Unicum product group became taxable. The second case assumes that the consumers of Zwack’s products may be less price sensitive. On the whole, it remains to be seen whether market growth does slow in the coming quarters.

Export growth keeps momentum. Export revenues added 7% YoY in the last quarter after 13% sales growth in the April-June period. Sales performance in Italy and Germany contributed mainly to the growth dynamics, resulting in a combined 10% increase in the past two quarters. Besides, the weakening HUF had a minor role: on average, the EUR/HUF was more than 1% higher in Q3 2019 than a year earlier.



Deteriorating sales are also a drag on profitability. Due to the tax changes introduced at the beginning of the year, the sales performance became weaker and since then Zwack has lost volume in the segment with higher profit content. Gross profit declined by 10% YoY.

As a result, this year’s profitability ratios are much lower than the ones in the corresponding periods. In the latest quarter, gross profit rate dropped to 64.9% from 65.5% a year ago, while EBIT rate fell to 15.8% from the 20.6% reported on 30 September 2018. EBITDA rate also plunged from 24.1% a year ago to 19.6% in July-September 2019. However, when comparing profitability ratios with the previous quarter, certain improvement can be observed.

In a yearly comparison, the profitability of the traded portfolio climbed to over 10% from 5% announced last year, while profitability in the self-manufactured segment slid to 17% from 24% in Q3 2018 due to the well-detailed circumstances.

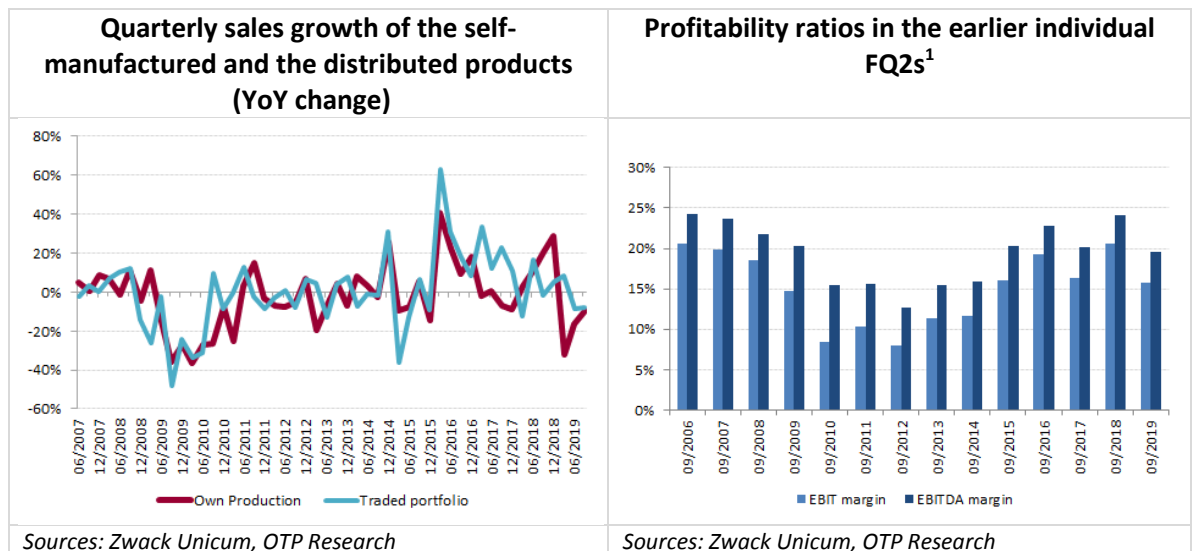
At the same time, **certain cost items developed in a favourable way.** Material-type costs as a flexible item took a dip, along with decreasing sales, though the decline was milder. Certain raw materials are imported, so the weakening HUF makes imports more

expensive, preventing material-type costs from bigger dip. Labour costs slightly decreased YoY in an environment afflicted by labour shortage and rising wages.

Net profit declined by 45%, to HUF 348m from HUF 635m in Q3 2018. EPS amounted to HUF 171 in Q3 2019 compared to HUF 312 one year before.

Zwack announced some changes to its accounting policy, effective from the start of 2019. The modifications affect mainly the accounting of material-type costs, other incomes and other costs, while some changes in the accounting of certain allowances (bonuses for long service and retirement bonuses) have direct effect on retained earnings. Zwack publishes the financial report in accordance with the new accounting rules, but only enables YoY comparison for the base periods (financial Q4 2017/2018 and the consecutive quarters). As a consequence, long-term comparisons cannot be made.

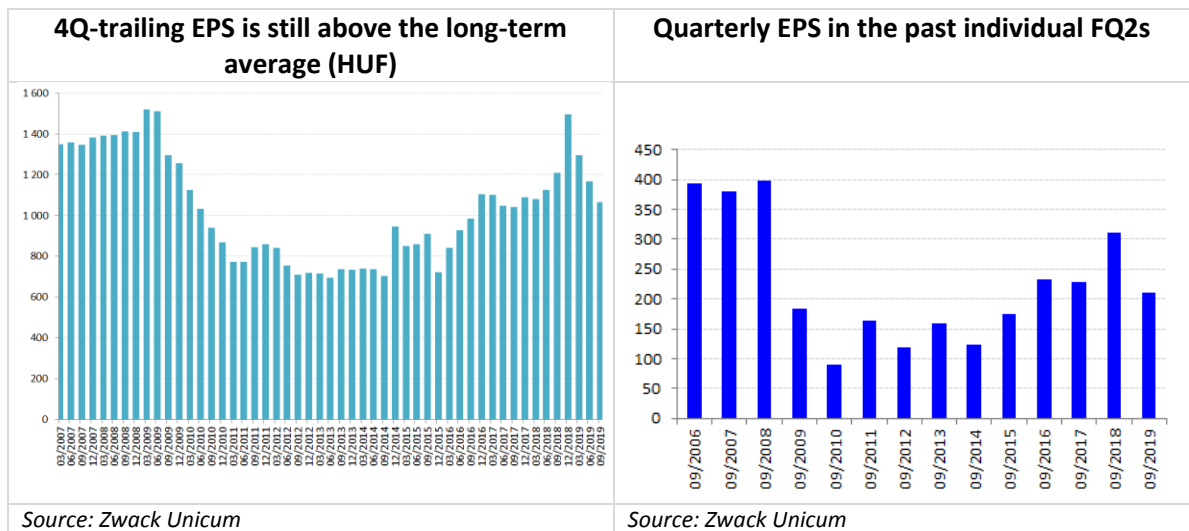
After-tax profit fell by 53% YoY to HUF 231m, while quarterly EPS plunged to HUF 114 from HUF 243, the lowest in the past nine years (without counting the usually loss-making financial last quarters).



Sales and profit outlook under pressure in the medium term. Zwack Unicum maintains its earlier forecast of much less prosperous quarters of the current business year as the developments of the past quarters fulfilled this expectation. Due to falling sales volumes – a consequence of tax-related price increase – Zwack Unicum expects sales revenues in the present business year to decline by more than 10%. Higher expected packaging costs put profitability under pressure; the company plans to offset it by cutting marketing and other operational costs. Total net profit may decline by more than 40% in the 2019/2020 business year, Zwack Unicum announced.

According the business plan for the financial year 2019/2020 the management of Zwack Unicum presented earlier this year, the company expects net sales revenues to decline to HUF 14.0bn (-11% YoY), EBIT to fall to HUF 1.8bn (-42%) and after-tax profit drop to HUF 1.4bn (-46%). Zwack Unicum does not expect to achieve HUF 2.0bn after-tax profit before the business year 2021/2022, the company added.

¹ Financial data for April-June 2017 or earlier are not revised in line with the changes in the accountancy policy implemented as of January 1, 2019



Conclusions

- Zwack's sales figures in the July-September period of 2019 (financial 2nd quarter of the 2019/2020 business year) was in line with our quarterly forecast. Quarterly domestic sales figures reflect the gradual shrinking of the inventory piled up ahead of the 20% hike of public health product tax (NETA in Hungarian) from 1 January 2019. As we noted before, from that day 'Unicum' and 'pálinka' also have been taxed, marking the end of the tax exemption the company benefited from in recent years.
- The decline in domestic sales steadily slows but it remains to be seen whether the total downsizing of previous stocks ends with the high season at the end of the year or extends to the next financial year.
- Zwack reported better-than-expected profit figures in this quarter, we had expected somewhat higher material-type and wage costs. Changes to its accounting policy, implemented from the beginning of 2019, also resulted in higher gross margins than what had seen in the pre-changes era and the long-term average. Higher-than-forecasted other incomes lately also contributed to the outperformance of profit figures.
- In our forecast, we apply a more conservative scenario than that of Zwack Unicum. We expect after-tax profit to return the HUF 2bn target after the business year of 2021/2022.
- The reported sales and profit figures of the first two quarters of the current business year (April-June and July-September 2019) are in line with our forecast for the financial year ending on 31 March 2020. However, it still remains to be seen how much time the levelling off may take. We think that the return of net sales revenues to the level seen before 2019 may be more gradual than our previous forecast. In line with that, we changed our sales and profit forecast for FY2020/2021.
- Due to the adjustments implemented in the forecast and the valuation models, our new 12-month target price has also changed. It declined to 15,685 HUF/share from the previous 15,882 HUF/share, and we still maintain the HOLD recommendation.
- The new target price is 9.9% down from the HUF 17,400 closing price on 7 November, 2019. Estimated total return downside is 6.1% on a 12M-horizon due

to the subdued dividend payment in the medium-run unless the management proposes the AGM to tap profit reserves as well. The dividend yield is expected to decrease to 4% from the 6–7% yield paid in the past years.

Risks surrounding our forecast

As Zwack does not publish product level data or data on sold quantities, the uncertainty regarding our sales forecast is moderate to high. When analysing different scenarios, we suppose the demand's price elasticity is near -1 but, due to lack of information, we did not calculate with the probably existing substitution effect among different products or different brands. The substitution effects can play a role as the relative price of Unicum products will be higher after tax changes compared to competitors' products. And in this environment Zwack Unicum even may have to face the possibility of decreasing market share. No information is available, even though there is also a risk: whether the management can assess the danger caused by the persistent decline in the market share, induced by higher prices. In the long run, domestic consumption growth is expected to slow, wage dynamics may falter while the external economic environment is also challenging (global trade war, no-deal Brexit, sluggish economic growth in the eurozone).

A possible excise tax hike from 2020 (published in the media but not officially confirmed) also adds to the risk factors surrounding futures sales performance and our forecasts, but exact information is yet to be announced.

We emphasize that, for the lack of available data, the forecast bears a considerable uncertainty both to the downside and the upside.

Profit & Loss Statement (HUF m)	2016/2017	2017/2018	2018/2019F	2019/2020 F	2020/2021F	2021/2022F
Domestic net sales	12 854	12 418	14 209	12 319	12 935	14 068
Export sales	1 427	1 540	1 602	1 561	1 592	1 624
Net sales income	14 281	13 958	15 810	13 880	14 527	15 692
Material-type costs	6 044	6 032	6 663	5 552	5 811	5 806
Gross profit	8 237	7 926	9 147	8 328	8 716	9 886
Total operating expenditures	6 021	6 051	6 563	7 170	7 409	8 403
EBIT	2 959	2 580	3 270	1 624	1 855	2 076
Pre-tax profit	2 940	2 582	3 271	1 626	1 857	2 078
Tax	714	378	455	244	279	312
Profit after tax	2 226	2 204	2 816	1 382	1 579	1 766
Dividend	2 137	2 137	2 544	1 323	1 475	1 628
EPS (HUF)	1 094	1 083	1 384	679	776	868
DPS (HUF)	1 050	1 050	1 250	650	725	800

Balance sheet (HUFm)	2016/2017	2017/2018	2018/2019	2019/2020F	2020/2021F	2021/2022F
Property, plant, equipment	2 891	3 205	3 330	3 710	3 803	3 613
Intangible assets	106	89	84	103	103	93
Non-current assets	3 157	3 447	3 582	4 051	4 154	3 970
Inventories	1 862	2 185	2 386	2 584	2 466	2 818
Receivables and other current assets	2 208	2 275	2 115	2 282	2 229	2 789
Cash and cash equivalents	2 809	2 770	3 064	3 162	3 214	2 681
Current assets	6 879	7 230	7 565	8 028	7 908	8 288
TOTAL ASSETS	10 036	10 677	11 147	12 078	12 062	12 258
Share capital	2 000	2 000	2 000	2 000	2 000	2 000
Capital reserve	165	165	165	165	165	165
Retained earnings	4 558	4 662	4 915	5 542	5 834	5 636
Total Equity	6 723	6 827	7 080	7 707	7 999	7 801
Long-term loans and other liabilities	427	410	472	389	389	389
Non-current liabilities	427	410	472	389	389	389
Loans and credits	0	0	0	23	11	19
Payables and other short-term liabilities	2 889	3 384	3 567	3 935	3 641	3 993
Current Liabilities	2 886	3 440	3 595	3 983	3 675	4 068
TOTAL EQUITY AND LIABILITIES	10 036	10 677	11 147	12 078	12 062	12 258

CONSOLIDATED CASH FLOW (HUFm)

	2016/2017	2017/2018	2018/2019F	2019/2020F	2020/2021F	2021/2022F
EBITDA	3 474	3 049	3 643	2 207	2 466	2 768
Cash flow from operation	2 601	2 854	3 388	1 965	2 061	1 930
Cash flow from investment	-371	-765	-631	-1 032	-693	-488
FCFF	2 230	2 089	2 757	933	1 368	1 442
FCFE	2 232	2 091	2 757	958	1 358	1 452

Sources: Zwack Unicum, OTP Research

Deduction of 12M Target Price

Zwack's valuation (HUFm)	Base Year						FCFE in the explicit period
	2019/2018	2020/2019	2021/2020	2022/2021	2023/2022	2024/2023	
FCFE	2 757	958	1 358	1 452	2 011	1 637	
Discount factor	0,92	0,92	0,92	0,92	0,91	0,91	
DCF	2 536	879	1 246	1 329	1 835	1 494	6 782
Terminal Value (HUFm)							31 340
Net Present Value - FCFE (HUFm)							26 591
Net debt							-2 750
Equity value (HUFm)							29 342
Number of shares							2 035 000
Expected return on equity							9,1%
12M Target price (DCF)							15 724
12M Target price (DDM)							15 646
12M Weighted Target price (HUF)							15 685
Current price							17 400
Upside/Downside							-9,9%
TR Upside/Downside							-6,1%

Source: OTP Research

Risks surrounding Zwack's economic activity

Regulatory risk: In recent years regulatory changes in the industry caused headwinds to the company's profitability. The most notable was the liberalization of spirit distillation at home in small quantities in 2010. The EU lately expressed criticism on discriminative taxing policy of spirits in Hungary and threatened to start infringement process against Hungary. The new regulatory changes (increase of NETA) which took effect on January 1, 2019, are aimed to resolve this conflict with the EU and increase budget revenues at the same time.

Exchange-rate risk: As the company operates in foreign markets as well and the share of export is increasing among the revenues, in case of an appreciating HUF the exchange-rate risk can be an issue, if not managed properly. Weakening HUF poses more risks on the cost side, as most of Zwack's raw materials' price is denominated in EUR, so a significant depreciation of the HUF against the EUR could weigh on the company's profitability. That can be counterbalanced to a certain extent by the higher export revenue in HUF.

Cost-inflation risk: Due to the improving economic conditions and labour shortages in various industries, real wages started to increase significantly in 2016 and kept on rising since then. This landscape is hardly expected to change in the near future. As Zwack's business is somewhat labour-intensive (the share of personnel cost in total costs is around 20%), it will be heavily affected by sustaining high wages denting in profitability.

Notes:

[The initiation report, which contains the assumptions of the models used, is available here.](#)

[The valuation methodology used in this present equity research note to determine our price targets and recommendations is available here. \(Also available in Hungarian\)](#)

This investment recommendation has not used proprietary models.

The risk warning, which includes the adequate explanations of the length of time of the investment to which the recommendation relates as well as a sensitivity analysis of the assumptions, is indicated in the part of this recommendation where the length of time and the risks of the investment are presented.

Any information relating to the date and time for the price mentioned in this recommendation is revealed in the part of the recommendation where the given price is indicated.

OTP Bank Plc's recommendations and price targets history for Zwack Unicum in the past twelve months:

Date	Recommendation	Target Price	Publication
03/08/2018	HOLD	HUF 17,046	Earnings Update
13/09/2018	HOLD	HUF 17,046	News Comment
07/11/2018	HOLD	HUF 16,806	Quarterly Earnings Update
06/02/2019	HOLD	HUF 16,271	Quarterly Earnings Update
23/05/2019	HOLD	HUF 16,056	Quarterly Earnings Update
30/05/2019	HOLD	HUF 16,056	Comment
07/08/2019	HOLD	HUF 15,882	Quarterly Earnings Update
08/11/2019	HOLD	HUF 15,685	Quarterly Earnings Update

Period	Recommendation	% of recommendations
Q4 2018	BUY	0
	HOLD	100
	SELL	0
Q1 2019	BUY	0
	HOLD	100
	SELL	0
Q2 2019	BUY	0
	HOLD	100
	SELL	0
Q3 2019	BUY	0
	HOLD	100
	SELL	0

[The list of all recommendations made in the past 12 months is available here.](#)

Disclaimer 1

This research/commentary was prepared by the assignment of the Budapest Stock Exchange Ltd. (registered seat: 1054 Budapest, Szabadság tér 7. Platina torony I. ép. IV. emelet; company registration number: 01-10-044764, hereinafter: BSE) under the agreement that was concluded by and between BSE and OTP Bank Plc (registered seat: H-1051 Budapest, Nádor utca 16., Hungary, company registration number: 01-10-041585, hereinafter: OTP Bank or Investment Service Provider).

The BSE shall not be liable for the content of this research/commentary, especially for the accuracy and completeness of the information therein and for the forecasts and conclusions. The Service Provider is entitled to all copyrights regarding this research/commentary however BSE is entitled to use and advertise/disseminate it without amending its content.

This research/commentary shall not be qualified as investment advice specified in Point 9 Section 4 (2) of Act No. CXXXVIII of 2007 on Investment Firms and Commodity Dealers and on the Regulations Governing their Activities. Furthermore, this document shall not be qualified as an offer or call to tenders for the purchase, sale or hold of the financial instrument(s) concerned by the research/commentary.

Disclaimer 2

1. Pursuant to the Commission-delegated regulation 2017/565/EU of the European Parliament, the content of this document shall be considered as an investment research, which recommends or suggests an investment strategy, explicitly or implicitly concerning one or more financial instruments or the issuers of financial instruments, including any opinion as to the present or future value or price of such instruments. The statements in this investment research contain objective or independent explanation. Furthermore, pursuant to Directive 2014/65/EU of the European Parliament and of the Council, this document shall be considered as investment recommendation. This document does not take into account investors' individual interests, circumstances, or objectives; therefore, in the absence of personal recommendation, it shall not be considered as an investment advice.
OTP Bank intends to make this document available to its clients or to the public, or to make it accessible to other persons in a way that allows this document to be disseminated to the public.
2. Information herein reflects the market situation at the time of writing. It provides only momentary information and may change as market conditions and circumstances develop. Additional information may be available on request. Where a figure relates to a period on or before the date of communication, the figure relates to the past and indicates a historic data. Past performance is not a reliable indicator of future results and shall be not treated as such. OTP Bank makes no representation or warranty, express or implied, is made regarding future performance of any financial instrument mentioned in this communication. OTP Bank shall have no liability for the information contained in this for any loss or damage whether direct, indirect, financial, economic, or consequential, whether or not caused by the negligent act or omission of OTP Bank, provided that such limitation of liability shall not apply to any liability which cannot be excluded or limited under the applicable law.
3. The issuer of this report does not claim that the information presented herein is perfectly accurate or complete. However it is based on sources available to the public and widely believed to be reliable. Also the opinions and estimates presented herein reflect a professional subjective judgment at the original date of publication and are therefore subject to change thereafter without notice. Furthermore there can be no guarantees that any market developments will unfold as forecasted. Opinions and estimates constitute our judgment and are subject to change without notice.
4. The issuer(s) of the product(s) mentioned in this document do not hold more than 5% of OTP Bank's registered capital. OTP Bank is a market maker of the financial instrument that is discussed in this document. Neither was OTP Bank a lead-manager (organizer) or joint lead manager (organizer) of any public placement of the issuer's financial instruments (e.g. securities) in the previous 12 months. Regarding investment services defined in Sections A and B of Annex 1 of Directive 2014/65/EU, OTP Bank is not a party of the agreement with the issuer. OTP Bank maintains a conflict of interest policy and it keeps such records, and is has requirements that regulate the transmission of bank secrets and securities secrets, which requirements shall be considered as the effective internal organizational and management solutions as well as information barriers to prevent or manage conflicts of interest. The remuneration of the person(s) participating in preparing the recommendation is not directly related to the transactions carried out as part of the investment services specified in Sections A and B of Annex 1 of Directive 2014/65/EU, or to transactions carried out by them or by other legal entities of the same group or to trading fees that they or another legal person of the same group receive. OTP Bank does not hold net long or short positions that exceed 0.5% threshold of the issuer's total registered capital.
5. OTP Bank has developed appropriate internal procedures for (i) the personal transactions and tradings of financial analysts and other relevant persons, (ii) the physical separation of the financial analysts involved in the production of investment research and other relevant persons; moreover, information barriers have been implemented, (iii) for accepting and managing incentives and remuneration.
6. This communication does not contain a comprehensive analysis of the described issues; it is only for information purposes. No part, chapter, or the entirety of this information shall be considered as investment advice, not even if any part of this document contains a description of a certain financial instrument in terms of its possible price or yield development, and the related investment options. This information shall not be considered as legal, tax or accounting advice.

7. This information reflects the market situation at the time when the document was prepared. You may request more information from OTP Bank. This document was prepared based on publicly accessible information made available to OTP Bank from one or more sources. This document was prepared using data, facts and information from the following essential sources: Bloomberg, Reuters, Hungarian Central Statistical Office, Eurostat, Magyar Nemzeti Bank (Hungary's central bank), and European Central Bank (ECB). Although the information in this document has been prepared in good faith from sources that OTP Bank believes to be reliable, we do not represent or warrant its accuracy or completeness. This document represents the opinion and estimations of analysts at OTP Research, based on publicly available data. You may receive different recommendation from the staff of OTP Bank, in particular if you are provided investment advice based on an investment advice agreement. The content of this document is based on the opinion of OTP Research's analyst at the time when the document was prepared, and they may be subject to change at any time in the future without further notice.
8. Please be informed that, irrespective of the statements of this investment research, OTP Bank is entitled to deal or trade as market maker, acting in good faith and in accordance with the usual way of market-making, with the financial instruments distributed by the issuer(s) specified in this document, as well as to provide other investment activities or ancillary (investment) services, and/or other financial or ancillary financial services to the issuer and other persons.
9. This document shall not be a basis for any further analysis in relation to the financial instruments contained therein. Any reference in this document to the future distribution of a financial instrument shall be construed as indicative, preliminary and informative, and any analysis of such financial instrument is exclusively based on publicly available information listed in the respective prospectus or announcement. The content of this document shall not imply that OTP Bank acts as an agent, a fiduciary, or an advisor to, or on behalf of, any prospective purchaser of the financial instruments discussed herein.
10. For certain persons, access to the products and/or services discussed in this document may not be granted, or it may be limited. The act of preparing this document by OTP Bank, its uploading to the website, its publication may under no circumstances be considered as OTP Bank's intention to make available product and/or service information in the prospectus to persons whom any country or state prohibits from having or obtaining the given product and/or service, including the promotion and the advertisement thereof. This communication and any of the financial instruments and information contained herein are not intended for the use of private investors in the UK and US. OTP Bank is not allowed to provide direct investment services to US investors. Any individual decision or investment made based on this publication is made solely at the risk of the client and OTP Bank shall not be held responsible for the success of the investment decisions or for attaining the Client's target.
11. This publication contains generic presentation of information and knowledge, thus it does not take into account the individual clients' unique and special interests, financial condition, or their ability and willingness to take risks. Therefore please contact our staff or contact your banking consultant for advice before you make an investment decision. The assessment and the consideration of the individual circumstances is provided by the suitability and compliance tests that assess clients' financial knowledge, experience, risk-taking abilities, as well as the examination of the target market.
12. Before making an informed decision to invest and to use the services, please carefully read through all documents, including the documentation, prospectus, regulations, terms and conditions, announcements and key information documents for that product/service, and carefully consider the subject, the risk, the fees and costs of your investment, the possibility of any loss, and seek information about the tax regulations regarding the product and the investment. The prices of financial instruments and securities are changing, outright sales are realized at then current market prices, which may involve losses. The information and opinions in this document do not substitute or take the place of the issuance documentation for the given financial assets (e.g. prospectus, fund management rules), or their brochures or announcements.
13. You assume total responsibility and risk for any specific decision or investment; OTP Bank shall not be held responsible for the effectiveness of investment decisions or for reaching your purpose, nor for the individual investment decision made based on this document or any part thereof, or for their consequences.

Investments in financial instruments carry a certain degree of risk, which may affect the effectiveness of the investment decision, and investors may not receive the whole amount they had expected the investment to yield in their investment targets; they may not preserve even the invested amount, therefore the invested capital might even decrease, be wholly lost, or even lead to additional payment obligation.

14. Trading with leveraged products (such as foreign exchange contracts, or shares and indices that have underlying products) carries a considerable amount of risk, and these products are not suitable for all investors. Trading with leveraged products carries the risk of losing all capital, and it may incur losses that exceed the amount invested.
15. **The figures and information described herein refer to the past, and past performance is not a reliable indicator of future yields, changes, or performance.**

The changes on money and capital markets, the fluctuation of prices, the development of investments and their yields are influenced by the combined effect of multiple factors; one important factor of them is the change in investors' expectations. **The development of prices, the future yield of financial assets, indices or indicators, the examination of their changes, trends, and future performance is based on estimations and forecasts, which forecasts do not allow reliable conclusions to be drawn about the future moves of prices, real future yields, changes, or performance.** For each product and service, please assess their tax accounting implications, and other tax consequences, taking into account that they cannot be precisely assessed without knowing the effective tax regulations of the client's individual circumstances; and these legislative provisions as well as the circumstances may change over time.

16. OTP Bank reserves the right to modify this document in the future, without prior notice. The planned frequency of updates to the recommendation is quarterly. The initiation report preceding this research was published on 18 December 2017.
17. OTP Bank (business registration number: 01-10-041-585; registered seat: Nádor utca 16., Budapest H-1051, Hungary; authorised by Magyar Nemzeti Bank (former supervisory authority: Hungarian Financial Supervisory Authority, 'PSZÁF'). Supervisory authority: Magyar Nemzeti Bank (National Bank of Hungary – H-1054 Budapest, Szabadság tér 9); financial customer services: H-1013 Budapest, Krisztina krt. 39. The terms and conditions of this equity research and disclaimer shall be governed by and construed in accordance with Hungarian law.
18. Please note that the Internet is not a secure environment and OTP Bank does not accept any liability for any loss caused by the result of using this report in a form altered or delayed by the wilful or accidental interception, corruption or virus infection.
19. OTP Bank, in compliance with the applicable law, assumes no responsibility, obligation, warranty or guarantee whatsoever for any direct or indirect damage (including losses arising from investments), or for the costs or expenses, detrimental legal consequences or other sanctions (including punitive and consequential damage) sustained by any natural or legal person as a result of the purchase or sale of financial instruments or engaging investment services described herein, even if OTP Bank was warned of the possibility of such occurrences.
20. If you received this document from OTP Bank Plc, then it was sent to you with your previous consent. You may withdraw this permission by sending an e-mail to research@otpbank.hu or writing a letter addressed to 'Research Center', Hungary H-1051, Budapest, Nádor utca 21. Please refer to your name and e-mail address in both cases.
21. The personal data in this investment research are processed by OTP Bank. The legal basis for processing the data is the legitimate interest of OTP Bank. The detailed information about the processing of personal data and the related rights of data subjects is available [here](#).

This document was prepared by:
Orsolya Rátkai
Senior Equity Analyst

OTP Research

This document was finalized at 5:22:50 PM on 08 November 2019